

## CHARACTERS connections

How did you relate with your character?



photo courtesy of michael ryterski  
Jimmy/Jamie:  
"I got to see a lot of different perspectives on that one character and then from there I got to do my own take on Jimmy." — Michael Ryterski (12)




photo courtesy of tessa awald  
Susan:  
"I relate to her because she's not afraid to stand up for herself and to be independent and hold her own." — Tessa Awald (10)



photo courtesy of mateja rowton  
Sam/Sammie:  
"Sam was a comedic relief in the show. It was fun to play a funny character." — Christopher Giseburt (10)



photo courtesy of lily weisbart  
Christy:  
"She's just a really fun character, she has a lot of funny lines. (It's) always fun, just getting to die in the middle of the show." — Lily Weisbart (11)



**SAVE YOURSELF** Zoe Willey (9) sacrifices Mr. Vass, playing a grandma, to zombies Madeline Stutte (10), Andrew Lingenfeller (10), Elizabeth Kugler (10), and Rachel Contreras (10)

# pandemic VS. ZOMBIES

Theater Department perseveres to put on show

A spring show in October? Well, the show must go on.  
10 Ways to Survive a Zombie Apocalypse was supposed to happen the the spring of 2020. And then, the pandemic yet. This meant no spring play.  
"It was a reality check, because it was a very big part of my experience in high school is doing theatre, so not being able to do that and having everything on hold, was just like, 'What am I supposed to do now?'" Molly Baziuk (12) said.  
Possibly the hardest part of the eight-month

process was the uncertainty.  
"The waiting or just finding out if you were going to do a show. We only had one rehearsal in March. Our first rehearsal was the day we canceled the show," Kayla Anderson (11) said.  
The need for solutions gave freedom and responsibility to some members of the crew.  
"I had a lot of independence," Thomas Warkins (12) said. "Doc gave me the go ahead to just grab what you can find and set it up. I climbed up into our attic, and I found anything that looked good and I set it up. I had a job, and I was trusted to do the job."

page by ella rhodes, taylor matteson, maya raulf, erica matthies

## a talk with DOC

Theater director reveals her favorites  
**FAVORITE PART OF HAVING AN OUTSIDE SHOW: SENSE OF COMMUNITY**  
"It was kind of a really fun sense of community like people were honking their horns when we had kids telling jokes in the beginning...it's kind of really cool to have that aspect."


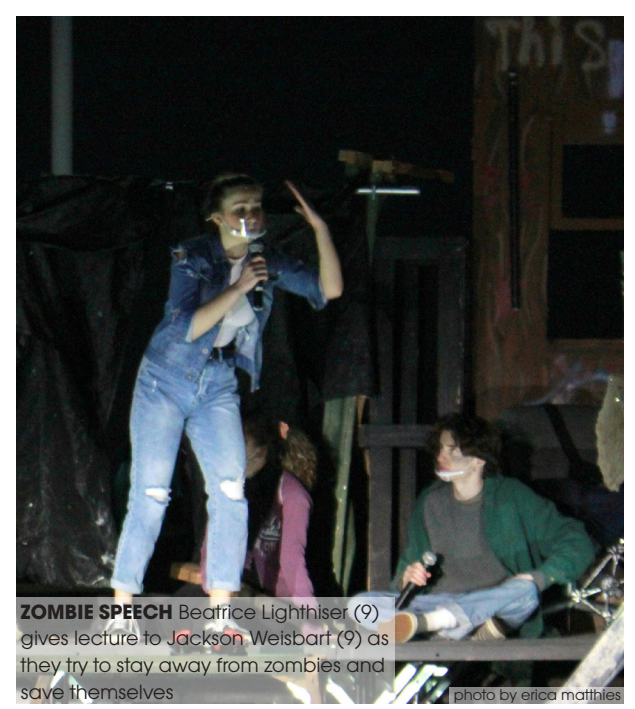


photo courtesy of Gwendolyn Lukas-Dactor

**FAVORITE NIGHT: THURSDAY**  
"Thursday Night was a pretty much almost perfect performance."

**FAVORITE SCENE: RUN REALLY FAST**  
"Run really fast, just because the whole cast was involved, and I think that was fun to have the whole cast together."

**INSIDE OR OUTSIDE SHOWS: INSIDE**  
"With the circumstances, I think we all felt good about just being outside. You know, we could be a little more relaxed. But obviously if this was a normal year, then I would prefer inside. You know the learning curve to make a show outside was kind of crazy and then the technical issues."



**ZOMBIE SPEECH** Bearrice Lighthiser (9) gives lecture to Jackson Weisbart (9) as they try to stay away from zombies and save themselves



**OUTSMARTING THE ENEMY** Jackson Weisbart (9) and Bearrice Lighthiser (9) corner zombies Madeline Stutte (10) and Elizabeth Kugler (10)



## apoca-LIPS

- A step-by-step to becoming a zombie
- 1: Apply a white base all over your face to make yourself look more pale and sickly
  - 2: Take a mix of purple blue and black and use it to contour your face
  - 3: Take the same shade and apply it in a very large circle around your eyes to make them look very sunken in
  - 4: Apply eyeliner and black closer to the center of your eyes (just on your eyelids and right under your eyes)
  - 5: Apply more white to your cheekbones and nose bridge to bring back highlights
  - 6: Apply blue and purple to your lips to help with the look of being dead
  - 7: Go crazy with blood! Make wounds around your face and blood around your mouth as if you just ate someone

Andrew Lingenfeller (10), Rachel Contreras (10), Elizabeth Kugler (10), Madeline Stutte (10)

### an actor's LITTLE THINGS

"For this play I had a bunch of costume changes, so basically I had to change my costume almost every time we changed scenes. When I came to rehearsal, I always had a big bag of all my costumes and set them out on the tarp so that they were ready to go." — Hannah Rowton (11)

## behind the SCENES

Kasia Hires (12) explains the events that made show week

**MONDAY: LAST DRESS REHEARSAL**  
"There was a final dress rehearsal. All of the props were completed, and I was able to stay home. Doc and/or actors often text me or let me know after the dress rehearsal if anything needs to be fixed before the show, but there weren't any major issues for this show since the props were pretty light."

**TUESDAY: OPENING NIGHT**  
"I came before the show to make sure

that all of the props were in place and accounted for. There are often a few final props that I may need to pull on show day if people forgot to mention to me that they needed them, and I had to grab a "bottle of hot sauce" from the props closet a few hours before the show. After the show, we loaded all of the props into Doc's car."

**WEDNESDAY AND THURSDAY: MID-WEEK**  
"There is little to be done in between the first and the last show, so my props assistant (we call them techies) CJ Giseburt was able to make sure the props were set and put away before and after the shows, so I didn't need to come in."

**FRIDAY: STRIKE NIGHT**  
"The last show is always the heaviest amount of work during show week for props because we have a strike after the show. Striking is essentially putting away all of the props back into the closet and making sure everything is accounted for. I often get help with strike on a more props-heavy show, but since this show didn't have many props and there were limits on the number of people allowed in the school, I was able to do strike by myself."

