

1. STANDING TALL. Cristina Gipson-Williams (12) shows the Trojan colors as she is held up by her teammates. The cheer team had to change up multiple things on their routine throughout the five months they were working on it. "In cheer you're always learning. You always figure out something that's new," Gipson said. **2. RALLY THE SQUAD.** Zyanne Reigh (12) gives a speech to her teammates before they take the floor at the CHSAA Cheerleading State Competition. "I told my girls to go out there and give it their all, and, no matter what happens, to have fun and enjoy the experience because we only get to do it once," Reigh said. **3. ONE, TWO, GO BIG BLUE.** Geraldine Gomez (12) sits on the shoulders of teammate Tara Foote (12). Gomez was centerfold holding up a number 2 sign during the chant "on the count

of two, yell go big blue". "I was trying to yell the cheer as hard as I could and smile at the same time," Gomez said. **4. SPIRIT OUT LOUD.** Leading the team in spirit, Keesha Hedderman (12) shares smiles with the crowd as the team skips down the floor. They gave the performance all they had and ended it with smiling faces and waves. "It was kind of scary thinking it was the last cheer state performance for me, but at the same time it was kind of good to walk out there as a senior," Hedderman said. **5. UP IN ARMS.** Putting up their arms in unison, Kaitlin Legrand (9) performs the opening dance which kicked off the rest of the routine. Legrand had done dance in the past but decided to join the cheer team her first year of high school. "I was really nervous because I'm the only freshman on the team so I was inexperienced," Legrand said. photos by katie byrne.



BRING ON THE BLUE

story by
kelsee johnson and
jaydon elkins



Sixteen cheerleaders, one bus, and a whole lot of spirit traveled to the Denver Coliseum to compete at State

Every basketball, wrestling, volleyball, and football event has one thing in common: blue and white dressed cheerleaders supporting the athletes on the court, mat, or field. But on Friday, the cheer team got their chance to have all eyes on them.

After walking the halls for their state send off, the team piled onto the bus to drive to the Denver Coliseum where they competed "against around 300 schools," Olivia Quintana (11) said. Bows tightened and white shoes laced the girls prepared to take the floor at 12:30. "Since it was my first year ever doing cheer I was really nervous, but I think I had an adrenaline rush. When I walked out, I wasn't nervous anymore," said Tara Foote (12). Fighting through the nerves was important to execute what they had been working on. "Those 2 minutes you get out on the floor you want everything to hit perfectly," Quintana said.

The girls had been practicing their routine for months before the tournament. "We started learning our routine in late August and then we didn't perform till late December," Jane Dangerfield (12) said. But, prior to the performance, the girls encountered an obstacle. "A lot of our girls had gotten injured right before, which was very hard. But we pulled through and it was worth it," Keesha Hedderman (12) said. Even with missing a few members, the cheer girls still completed their performance. "But in the end we came off with smiling faces and we were all super proud of ourselves and overall just a really positive team," Haley Jones (10).



LATE START GREAT START

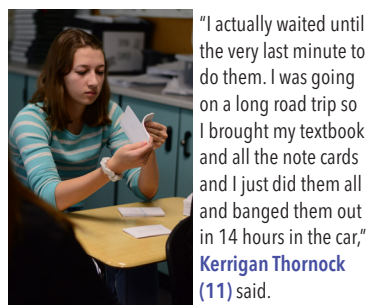
For most students, the first Wednesday of the month is a chance to relax and have fun. Ava Moin (11) did just that by enjoying brunch with her friend Abigail Mix (11)



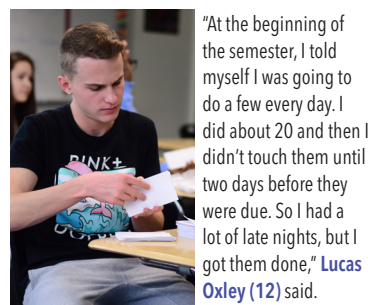
Mix: Why do you like late start?
Moin: I like late start because you get a little break from school in the middle of the week.
Mix: What advantages does it give you?
Moin: Late start gives you an advantage because you can use it to catch up on sleep or get your work done or spend some quality time with yourself or your friends. In my case got breakfast with my best friend.

GET IT DONE

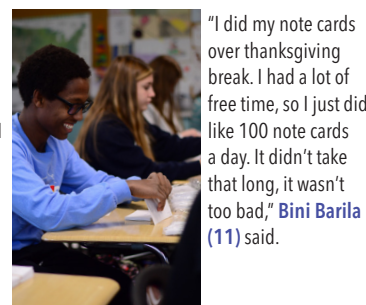
Figuring out how to tackle 314 flashcards of vocabulary is a daunting task, especially if you decide to wait until the week before it's due. Three AP Psychology students share their story about completing the assignment in the nick of time



"I actually waited until the very last minute to do them. I was going on a long road trip so I brought my textbook and all the note cards and I just did them all and banged them out in 14 hours in the car," Kerrigan Thornock (11) said.



"At the beginning of the semester, I told myself I was going to do a few every day. I did about 20 and then I didn't touch them until two days before they were due. So I had a lot of late nights, but I got them done," Lucas Oxley (12) said.



"I did my note cards over thanksgiving break. I had a lot of free time, so I just did like 100 note cards a day. It didn't take that long, it wasn't too bad," Bini Barila (11) said.

Cheer State
AP Psych
Late Start **51**
DEC 3-9

DRAW PAINT CREATE

story by colby austin and caroline demosthenes

AP Studio Art students talk about the process that went into creating their projects. After going through different ideas and visions they had for their design, these artists overcame a multitude of struggles to finish their work of art


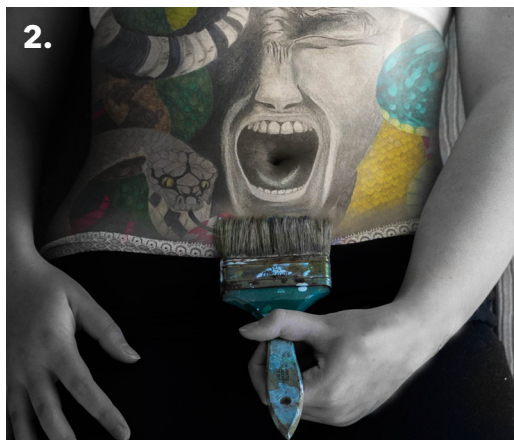


1 "RENEGADE" by Sherie Davidiet (12): "I painted in airbrush and used acrylic and permanent marker. Figuring out what it should look like and creating the composition took me a few months and the actual drawing took me a few weeks. I got my inspiration from *Blade Runner*, the original one and the sequel that they most recently made, because I just really like the dystopian setting and visual effects of both of those movies," Davidiet said.

2 "OUT" by Jacob Bradley (12): "I basically made it all in Photoshop so it is just my photograph. So I took a picture of my friend's art piece and then I took the original picture and then on Photoshop I just blended the two pictures together and just made sure it was just in the stomach area. I just saw some pictures that expressed people and their beliefs and what they liked, and that's where I drew inspiration," Bradley said.

3 "GIRL" by Marlo Harvey (12): "The medium is acrylic paint. I'm really bad at making a good skin tone so that was an obstacle I had to overcome. I just kept practicing it to get it right. I found this girl's Instagram and just really liked that picture and wanted to try doing a close up painting so I used her picture as a reference for my piece. The overall meaning was just kind of expressing yourself," Harvey said.

4 "PERSEPHONE'S DRESS" by Lucy Kien (11): "I used watercolor and charcoal. I definitely struggled with putting all the fine details in and making sure things do not overlap. I got my inspiration from Greek mythology, I wanted to base it around Persephone and her storyline. A deeper meaning for the piece is probably struggling with inner peace and humility within yourself and learning that you're good enough while struggling with fear and anxiety," Kein said.



THEY'RE A-DOOR-ABLE

The entrances throughout the building were a bit more festive as students decorated staff doors to show their holiday spirit leading up to Winter Break



Zoey Gunter (12)
"I decorated Mrs. Harris', Mrs. Freeman's door, and Mr. Herson's door. I did Mrs. Harris and Mrs. Freeman's door because they have never had their door decorated. I did Mrs. Harris' a government theme and Mrs. Freeman's door a psychology theme. For Mr. Herson's door I did a biker Santa because he loves heavy metal and rock," Gunter said.



Sudikshya Bhatta (11)
"I decorated Mrs. Gebert's door, Student Council's door and Mrs. Gaddis's door. For Student Council, I'm in the class and was assigned to do the door and we looked up pictures and drew reindeer and other Christmas themed things. And I have AP Calculus with Mrs. Gebert," Bhatta said.



Sam Gomez-Vazquez (12)
"I did Mr. Bassoff's door because I had class with him last year. I decorated it with a 'Nightmare Before Christmas' theme and I put a Jack Skellington drawing on it. I just did it during my free block and I did it in about an hour," Gomez-Vazquez said.

KNOW OUR CULTURE



Lindsay Silva (9)
"There was a lot of culture being shown. It was a night to let yourself be seen and show off what our cultures are and who we are. Everyone just came together as a whole," Silva said.

Ella Young (9)
"Diversity Night was a fun activity to be apart of and it taught me that there are so many cultures that make us who we truly are. I was signing the song 'This is Me,'" Young said.



AP Studio Art
Door Decorating
Diversity Night
53
DEC 10-16

Job # 07344 School Longmont High School

Special Instructions

WORK ORDER

4

WICC1801L
©2018 Herff Jones, Inc.,
All Rights Reserved

FOR PLANT USE PM CS CS2 CC15 Con HJT QPP Pro ePro OLP Prep SB Place Jax Proof

WORK ORDER

4

WICC1801R
©2018 Herff Jones, Inc.,
All Rights Reserved

FOR PLANT USE PM CS CS2 CC15 Con HJT QPP Pro ePro OLP Prep SB Place Jax Proof

Job # 07344 School Longmont High School

Special Instructions

DISCOVER OUR DEFENSE

C-Team basketball players reflect on their game against Discovery Canyon and their team performance throughout the season.




Q: What did the team do well?
A: I guess we just have good team chemistry and we aren't too selfish and pass the ball whenever we don't want to shoot.
Q: How's the season going?
A: Good, we're undefeated.

Q: How did the game go against Discovery Canyon?
A: We did well, I know that we won, we have a 9-0 record. We played good defense in that game, and passed well.
Q: What can the team work on?
A: We can work on rebounding.

Q: How did your team do?
A: We wound up winning, so that's good. A win is a win.
Q: What could you work on better?
A: I could work on defensively, not attempting to block shots.

Q: How's basketball this year?
A: This year was a little harder than I thought, but I have done pretty well with my team.
Q: What can your team improve on?
A: Team chemistry and just being smarter with the ball.



PRACTICE MAKES PERFECT

AP Seminar students give tips on presenting their findings on themes in certain articles



"I felt like because we stayed after school and practiced and we went in during lunch to practice and everything we were ready. I also videotape myself practicing the presentation and then see if I'm looking at my note cards too much or not talking loud enough and then I can improve on that." **Grace Leger (12)** said.



"I usually I write down note cards and I made sure that I read everybody's papers and that I was ready for the questions afterwards. It can be a struggle but I mean, at the end of the day, we became better presenters." **Emily Widhalm (12)** said.

Kids sit all around, laughing and chatting with their friends as they open up their Secret Snowman gifts. Secret Snowman in band has been going on for 9 years. "We picked the person you are gifting to, you draw a name from a box/hat," **Stephanie Taylor (12)** said. "The most fun part of secret snowman is getting someone else gifts to make their day. I think the point of secret snowman is to show appreciation for others in band and get into the Christmas spirit," Taylor said. Not all of the gifts are sweet however, some are funny gimmicks. "I got them a thing of dehydrated water, which was just a can, but I got it from Walmart so it actually said dehydrated water which was great." **Devon Leach (11)** said. "I think it's just a fun way to end the year, its something different and it's something that no other program really do that. It's Mr. Merrill's take on making things fun," Leach said.

1. UP, UP, AND AWAY. Distracted by the bubbles floating up into the air, **Michael Maestas (10)** enjoys his new bubble toy. "The point is not to give gifts, it's getting someone something they could be happy about," Maestas said. **2. NICE AND SNUG.** "I received a blanket that had llamas on it and I really liked it," **Halina Cope (12)** said. "Secret snowman is like a way you pick peoples name out of something and you get to get a present for that person but they don't know who you are and like you also have a secret snowman so you'll get a gift as well," Cope said. **3. A TIME FOR CHEER.** **Devin Keeslar (9)** talks with his neighbor in the moments after opening his gift. "[The gift exchange] has been going for more than 3 years at least," Keeslar said. "I got my person a bag of kisses," Keeslar said. photo by maya kierstein **4. HOLIDAY MAGIC.** People all around were talking and smiling as they got their gifts. **Logan Reichert (10)** receives a secret snowman in band. "I got my person different candies and stuff. When I looked around the room it looked like it was just a lot of candy, but I got a polar bear stuffed animal and candy," Reichert said. **5. NO TIME LIKE THE PRESENT.** With a big smile on his face, **Jake Fry (12)** opens his present from his secret snowman. Fry has participated in the band secret snowman every year he's been in high school. "The point just to find new people that you don't really know and do something nice for them," Fry said.



STEEL THE CHEER

Steel band performs for the students before break.
WHO: **Claire Jones (11)**
WHAT: Playing the steel drums
WHEN: Passing period the Monday before winter break
WHERE: The commons
WHY: "We were playing in the commons just to like make people happier and make the mood lighter," Jones said. "It was so fun, it was one of the best experiences I've ever had in school."

Band Secret Snowman C-Team Basketball Steel band **55** DEC 17-23

Job # 07344 School Longmont High School

Special Instructions

WORK ORDER **4** WICC1801L ©2018 Herff Jones, Inc., All Rights Reserved

WORK ORDER **4** WICC1801R ©2018 Herff Jones, Inc., All Rights Reserved

Special Instructions

FOR PLANT USE	<input type="checkbox"/> PM	<input type="checkbox"/> CS	<input type="checkbox"/> CS2	<input type="checkbox"/> CC15	Con	HJT	QPP	<input type="checkbox"/> Pro	<input type="checkbox"/> ePro	<input type="checkbox"/> OLP	Prep SB	Place Jax	Proof
<input type="radio"/> MAC	<input checked="" type="radio"/> WIN				<input type="checkbox"/>	<input type="checkbox"/>	<input type="checkbox"/>	<input type="checkbox"/>	<input type="checkbox"/>	<input type="checkbox"/>	<input type="checkbox"/>	<input type="checkbox"/>	<input type="checkbox"/>